

PRO MAF68/132

Hartley Parish Agricultural Returns 1867	
Persons with acreage and livestock	7
Persons with livestock only	0
Corn	Acres
Wheat	227
Barley	16.5
Oats	136.5
Rye	3
Beans	0
Peas	73.25
Greens	
Potatoes	9.75
Turnips/Swedens	112.75
Mangolds	13.5
Carrots	0
Cabbage, Kohl-Rabi, Rape	0
Vetches and other green crops	70.75
Hops	51.25
Bare Fallow	34
Clover and artificial grass	120.25
Permanent pasture, meadow, grass not broken in rotation	55
Total in acreage, corn and grass	933.5
Cattle	
Cows and heiffers in milk or calf	18
Others over 2 years old	7
Others under 2 years old	6
Sheep and Lambs	
Over 1 year old	495
Under 1 year old	115
Pigs	225

PRO MAF68/531

Hartley Parish Agricultural Returns 1877	
Number of returns	12
Wheat	211
Barley	110
Oats	135
Rye	0
Beans	0
Peas	10
Potatoes	106
Turnips/Swedese	27
Mangolds	3
Carrots	0
Cabbage	40
Rape	31
Vetches	17
Other green crops	29
Hops	27
Bare Fallow	27
Clover/Sainfoin - for hay this year	122
Clover/Sainfoin - not for hay	28
Permanent Grass - for hay this year	61
Permanent Grass - not for hay	52.75
Orchards	18
Cows and heiffers in milk or calf	24
Others over 2 years old	10
Others under 2 years old	20
Sheep over 1 year old	540
Lambs under 1 year old	390
Pigs	139

Figures for crops are in acres

PRO MAF68/1101

Hartley Parish Agricultural Returns 1887	
Number of returns	
Occupiers who rent land	5
Occupiers who own land	4
Occupiers who rent and own land	0
Acreage rented and occupied	36.25
Acreage owned and occupied	884
Corn	
Wheat	137
Barley	62.5
Oats	95.5
Rye	0
Beans	6.5
Peas	30
Greens	
Potatoes	23.25
Turnips/Swedens	31
Mangolds	20.5
Carrots	0
Cabbage	7
Kohl Rabi	0
Rape	6
Beetroot	0
Sugar Beet	0
Chicory	0
Vetches	54
Lucerne	0
Other greens	3.25
Hops	27
Bare Fallow	80
Grassland to be cut for hay this year	
Clover, sainfoin, rye grass	45.25
Permanent Grass (inc grass under orchards)	123
As above, not to be cut for hay this year	
Clover, sainfoin, rye grass	0
Permanent Grass	162.5
Orchards	23
Small Fruit	6
Market Gardens	4
Nursery Gardens	0
Livestock at 4 June 1887	
Horses used only for agriculture	32
Unbroken horses	8
Mares for breeding	0
Cows in milk or calf	28
Cattleover 2 years old	0

Cattle under 2 years old	14
Sheep over 1 year old	348
Lambs under 1 year old	120
Pigs	99

Figures for crops are in acres

PRO MAF68/1101

Hartley Parish Agricultural Returns 1897	
Number of returns	8
Wheat	159.5
Barley	86
Oats	71
Rye	0
Beans	10
Peas	25
Potatoes	27
Turnips/Swedese	64
Mangolds	22
Carrots	0
Cabbage	10
Kohl Rabi	0
Rape	0
Vetches	35
Lucerne	6
Other greens	18
Hops	3
Small Fruit	28.5
Bare Fallow	21.5
Clover/sainfoin for mowing	91
Clover/sainfoin for pasture	0
Permanent Grass for mowing	189
Permanent Grass for pasture	90
Orchards	39.25
Horses used only for agriculture	37
Unbroken horses	0
Mares for breeding	0
Cows/heiffers in milk or calf	13
Cattle over 2 years old	16
Cattle 1-2 years old	0
Cattle under 1 year old	7
Sheep	
Ewes for breeding	531
Others under 1 year old	21
Pigs	
Sows for breeding	11
Others	87
Number of acres owned and occupied	437

Number of acres rented and occupied	519.5

Figures for crops are in acres

PRO MAF68/2241

Hartley Parish Agricultural Returns 1907		
Holdings		
	1-5 acres for business	0
	1-5 acres not for business	2
	5-50 acres for business	1
	5-50 acres not for business	3
	50-300 acres for business	3
	50-300 acres not for business	0
	over 300 acres for business	1
	over 300 acres not for business	0
1	Wheat	51
2	Barley	57
3	Oats	52
4 to 7	Rye, beans, peas, buckwheat	0
8	Potatoes	25
9	Turnips/Swedes	6
10	Mangolds	17
11	Cabbage	21
12	Kohl Rabi	12
13	Rape	5
14	Vetches	7
15	Lucerne	80
16 to 19	Sugar beet, carrots, onions, chicory	0
20 to 21	Hops	0
22a	Strawberries	14
22b	Raspberries	0
22c	Currants/gooseberries	8
22d	Other soft fruit	0
23	Other crops	33
24	Bare Fallow	9
25	Clover/sainfoin for mowing	35
26	Clover/sainfoin for pasture	10
27	Permanent Grass for mowing	81.5
28	Permanent Grass for pasture	176
29a	Land owned (for crops 1-28)	447
29b	Land rented (for crops 1-28)	252.5
Horses		
30	For agriculture	15
31	Unbroken over 1 year old	2
32	Under 1 year old	0
Cattle		
33a	Cows - in milk	60

33b	Cows - in calf not in milk	19
34	Other Cattle over 2 years old	4
35	Other Cattle 1-2 years old	15
36	Other Cattle under 1 year old	11
	Sheep	
37	Ewes for breeding	90
38	Others over 1 year old	78
39	Others under 1 year old	127
	Pigs	
40	Sows for breeding	10
41	Others	72
	Orchards	
42a	Apples	13.5
42b	Pears	3
42c	Cherries	9
42d	Plums	8
42e	Others	0
42f	Acreage also accounted for under soft fruit	22
43	Heath Land	0

Figures for crops are in acres

PRO MAF68/2811

Hartley Parish Agricultural Returns 1917		
	Holdings	
	1-5 acres	21
	5-20 acres	17
	20-50 acres	1
	50-100 acres	1
	100-150 acres	0
	150-300 acres	1
	over 300 acres	0
1a	Wheat - autumn	52.5
1b	Wheat - spring	0
2	Barley	38
3	Oats	48
6	Peas	13.25
8	Potatoes	13
9	Turnips/Swedes	10.25
10	Mangolds	1.25
14	Vetches	6
15	Lucerne	19
17	Carrots	2
22a	Mustard - for seed	0
22b	Mustard - for fodder	5
23	Brussels sprouts	5
27a	Strawberries	3.25
27b	Raspberries	4.5
27c	Currants/gooseberries	37.5
27d	Other soft fruit	17.25
28d	Other crops	5.25
29	Bare Fallow	21.25
30	Clover/sainfoin for mowing	50
31	Clover/sainfoin for grazing	0
32	Permanent Grass for mowing	134.75
33	Permanent Grass for grazing	87.25
	Total of 1-33	574.25
34	Acreage owned	93
	Horses	
35	For agriculture	15
39b	Carriage/trap horses	6
39c	Vanners	3
	Total Horses	24
	Cattle	
41	Cows and heiffers - in milk	7

42	Cows - in calf not in milk	2
43	Heiffers in calf with first calf	1
44a	Other Cattle over 2 years old	0
44b	Other Cattle 1-2 years old	5
44c	Other Cattle under 1 year old	6
	Total cattle	21
	Sheep	
45	Ewes for breeding	115
46	Lambs under 1 year old	124
47	Others sheep over 1 year old	3
	Total Sheep	242
	Pigs	
48	Sows for breeding	10
49	Others	30
	Total Pigs	40
	Orchards	
50a	Apples	60.25
50b	Pears	8.25
50c	Cherries	14.25
50d	Plums	12.5
50e	Others	17.25
	Total Orchards	112.5
50f	Acreage also accounted for under soft fruit	35.5
50g	Acreage also accounted for under permanent grass	40.75

Figures for crops are in acres

PRO MAF68/3354

Hartley Parish Agricultural Returns 1927		
	Total acreage under crops and grass	389.5
	Total acreage under rough grazing	51.5
Holdings		
	1-5 acres - owned	32
	1-5 acres - rented	4
	5-20 acres - owned	12
	5-20 acres - rented	2
	20-50 acres - owned	1
	20-50 acres - rented	0
	50-100 acres - owned	1
	50-100 acres - rented	1
	100-150 acres	0
	150-300 acres	0
	over 300 acres	0
	Number of holdings of rough grazing only	1
	Livestock owners with less than 1 acre	0
	Livestock owners with no land	0
1	Wheat	14.5
2	Barley	8
3	Oats	19
4	Mixed corn	0
5	Rye	3
6	Beans	0
7	Peas - harvesting as corn	0
7	Peas - cut for fodder	1
8	Potatoes	7.5
9	Turnips/Swedes	2.25
10	Mangolds	8.5
11 to 12	Kohl-rabi/rape	0
13a	Cabbage - fodder	0.5
13b	Cabbage - for human consumption	3.5
14	Brussels Sprouts	0.25
15	Cauliflower/Broccoli	0.5
16	Vetches	4.5
17	Lucerne	13.75
18 to 20	Sugar Beet, Carrots, Onions	0
21	Celery	0.25
22	Rhubarb	0
23 to 25	Mustard, flax, linseed, hops	0
26a	Orchards with soft fruit under	19.5
26b	Orchards with grass, fallow etc under	102
26c	Orchards with small fruit under trees	5.5
27c	Other crops	5.75
28	Bare Fallow	23.75
29	Clover/sainfoin for mowing	27
30	Clover/sainfoin for grazing	0

31	Permanent Grass for mowing	48.75
32	Permanent Grass for grazing	67
	Total of 1-32	386.25
33	Acreage owned	283.75
34	Rough grazings in sole occupation	51.5
	Horses	
35	For agriculture and mares for breeding	6
36 to 38	Unbroken horses, foals, stallions etc	0
39	Other horses	5
	Total Horses	11
	Cattle	
40	Cows and heiffers - in milk	13
41	Cows - in calf not in milk	3
42	Heiffers in calf with first calf	2
43	Bulls for service	0
44a	Other Cattle over 2 years old	0
44b	Other Cattle 1-2 years old	2
44c	Other Cattle under 1 year old	4
	Total cattle	24
	Sheep	
45 to 47	Sheep, breeding ewes, rams, lambs etc	0
48	Other sheep over 1 year old	17
	Total Sheep	17
	Pigs	
49	Sows for breeding	16
50	Boars for service	2
51	Others	75
	Total Pigs	93
	Poultry	
52	Fowls hatched before 1927	1903
53	Fowls hatched this year	2927
54	Ducks hatched before 1927	57
55	Ducks hatched this year	77
56	Geese	37
57	Turkeys	2
	Soft Fruit	
58a	Strawberries	1.5
58b	Raspberries	2.75
58c	Currants and gooseberries	16
58d	Others	5
	Total Soft Fruit	25.25
	Agricultural Workers	
59a	Regular Workers - males over 21 years	25
59b	Regular Workers - males under 21 years	2
59c	Regular Workers - females	2

60a	Casual Workers - males over 21 years	8
60b	Casual Workers - males under 21 years	0
60c	Casual Workers - females	1
	Total	38

Figures for crops are in acres

PRO MAF68/3834

Hartley Parish Agricultural Returns 1937		
1	Wheat	10
3	Oats	5
10	Green Peas for Market	0.25
11	Potatoes - first earlies	0.25
12	Potatoes - main crop	2.5
14	Swedes (fodder)	0.5
16	Mangolds	1.5
21	Cabbage - for human consumption	1.75
24	Vetches and Tares	3
32	Orchards with crops and grass under trees	87
33	Orchards with small fruit under trees	8.5
34	Small Fruit (not under orchards)	0.5
35	Other crops	8
36	Bare Fallow	5
37	Temporary Grass for mowing	14
39	Permanent Grass for mowing	23
40	Permanent Grass not for mowing	34.5
41	Total Acreage of Crops and Grass	205.25
	Horses	
43	For agricultural purposes	2
48	All other horses	2
	Total Horses	4
	Cattle	
50	Cows and heiffers - in milk	12
51	Cows - in calf not in milk	2
52	Heiffers in calf with first calf	4
53	Bulls for service	1
54	Other Cattle under 1 year old	3
55	Calves for slaughter as calves	7
68	Total Dairy and Beef Cattle	29
	Sheep	
75	Total Sheep	0
	Pigs	
76	Sows for breeding	8
77	Boars for service	1
78	All other pigs (under 2 months old)	24
79	All other pigs (over 2 months old)	2
80	Total Pigs	35
	Poultry	
81	Fowls (over 6 months old)	4551
82	Fowls (under 6 months old)	4765
83	Ducks (over 6 months old)	82
84	Ducks (under 6 months old)	23

85	Geese (over 6 months old)	15
86	Geese (under 6 months old)	26
87	Turkeys (over 6 months old)	3
88	Turkeys (under 6 months old)	53
	Labour	
89	Regular Workers - males over 21 years	10
90	Regular Workers - males under 21 years	5
92	Casual Workers - males over 21 years	9
93	Casual Workers - males under 21 years	3
94	Total employed on 4 June 1937	27
	Small Fruit	
96	Strawberries	2
97	Raspberries	2.5
98	Blackcurrants	2.75
99	Red/white currants	1.25
100	Gooseberries	0.25
102	Total acreage of small fruit	9
	Other Crops	
103	Hardy nursery stock	4.25
106	Other flowers not under glass	2
115	Other crops grown on less than 0.25 acre	1.75
116	Total acreage of other crops	8
	Analysis of holdings	
	1-5 acres	24
	5-20 acres	11
	20-50 acres	1
	Rough grazings	7
	Total	43

Figures for crops are in acres

PRO MAF68/4092

Hartley Parish Agricultural Returns 1944		
1	Wheat	43.5
2	Barley	47
3	Oats	6.75
9	Potatoes - first earlies	0.25
10	Potatoes - main crop	13.25
11	Turnips and Swedes for fodder	1
12	Mangolds	9.25
13	Sugar Beet	3.5
15	Cabbage, kale, savoys, kohlrabi for fodder	3
16	Vetches and Tares	0.5
21	Orchards with crops, fallow or grass under trees	73.5
22	Orchards with small fruit under trees	3
23	Small Fruit (not under orchards)	1.5
24	Vegetables for human consumption (not potatoes, flowers, crops under glass)	13
25	All other crops, or crops grown on less than ¼ acre	9.5
26	Bare Fallow	35.5
27	Clover, sainfoin, temporary grass for mowing this season	17
28	As 27, not for mowing this season	69
29	Permanent grass, for mowing this season	6.5
30	As 29, not for mowing this season	61
31	Total of items 1-30	417.75
32	Rough grazing etc	48.25
Labour		
33	Wholetime - males over 21	15
34	Wholetime - males 18-21	5
35	Wholetime - women and girls	2
36	Wholetime - women's land army	2
38	Casual, seasonal or part time workers - males over 21	11
39	Casual, seasonal or part time workers - males under 21	0
40	Casual, seasonal or part time workers - women and girls	9
41	Total Workers	44
	Number of schedules	46
Cattle		
79	Cows and heiffers - in milk	17
80	Cows - in calf not in milk	2
81	Heiffers in calf with first calf	3
82	Bulls being used for service	1
84	Other cattle - over 2 years - male	39
85	Other cattle - over 2 years - female	9
86	Other cattle - 1 to 2 years - male	0
87	Other cattle - 1 to 2 years - female	6
88	Other cattle - under 1 year - male for service	0
89	Other cattle - under 1 year - female	11
90	Total Cattle and Calves	88

	Sheep	
103	Other sheep over 1 year old	9
106	Total sheep and lambs	9
	Pigs	
91	Sows in pig	9
92	Gilts in pig	1
93	Other sows kept for breeding	1
94	Barren sows for fattening	1
95	Boars being used for service	20
98	Other pigs under 2 months old	46
99	Total Pigs	78
	Poultry	
114	Fowls (over 6 months old)	1081
115	Fowls (under 6 months old)	1565
116	Ducks of all ages	380
117	Geese of all ages	15
119	Total poultry	3041
	Horses	
107	Horses used for agricultural purposes - mares	4
112	All other horses	1
113	Total Horses	5

Figures for crops are in acres

PRO MAF68/4203

Hartley Parish Agricultural Returns 1944		
	Number of schedules	43
1	Wheat	19.5
2	Barley	42.75
3	Oats	8.75
7	Beans for stockfeeding	0.5
9	Potatoes - first earlies	2
10	Potatoes - main crop	12
11	Turnips and Swedes for fodder	2.25
12	Mangolds	3.5
13	Cabbage, kale, savoys, kohlrabi for fodder	3
14	Vetches and Tares	0.5
21	Orchards with crops, fallow or grass under trees	59.5
22	Orchards with small fruit under trees	6.75
23	Small Fruit (not under orchards)	2.5
24	Vegetables for human consumption (see nos 87-117)	30
25	All other crops, or crops grown on less than ¼ acre	4
26	Bare Fallow	22.75
27	Clover, sainfoin, temporary grass for mowing this season	9
28	As 27, not for mowing this season	13
29	Permanent grass, for mowing this season	9
30	As 29, not for mowing this season	34.25
32	Total of items 1-31	285.5
33	Rough grazing etc	53.75
	Labour	
34	Regular workers - males over 65	2
35	Regular workers - males 21-65	25
36	Regular workers - males 18-21	1
37	Regular workers - males under 18	3
38	Regular workers - women and girls	6
39	Regular workers - women's land army	0
40	Regular workers - prisoners of war	6
41	Casuals - males over 21	5
42	Casuals - males under 21	0
43	Casuals - women and girls	3
44	Total Workers	51
	Cattle	
45	Cows and heifers - in milk	14
46	Cows - in calf not in milk	3
47	Heifers in calf with first calf	4
48	Bulls for service	1
49	Bulls reared for service	1
51	Other cattle - over 2 years - female	5
53	Other cattle - 1 to 2 years - female	9
55	Other cattle - under 1 year - female	9
56	Total Cattle and Calves	46

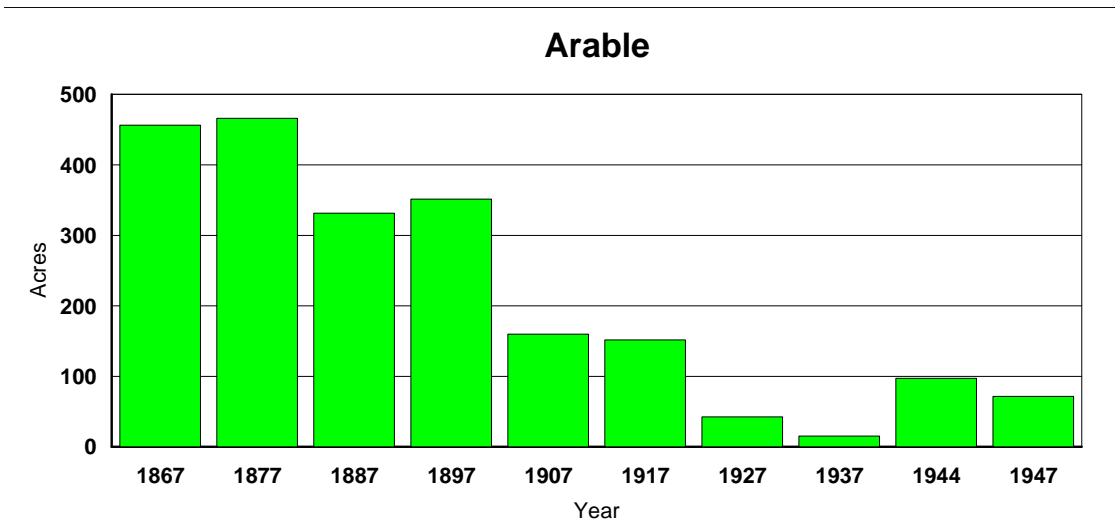
	Pigs	
57	Sows in pig	2
59	Other sows kept for breeding	1
63	Other pigs over 5 months old	9
64	Other pigs 2-5 months old	21
65	Other pigs under 2 months old	14
66	Total Pigs	47
	Sheep	
70	Other sheep over 1 year old	91
73	Total sheep and lambs	91
	Horses	
74	Horses used for agricultural purposes	2
80	Total Horses	2
	Poultry	
81	Fowls (over 6 months old)	1425
82	Fowls (under 6 months old)	2182
83	Ducks of all ages	134
84	Geese of all ages	28
85	Turkeys of all ages	4
86	Total poultry	3773
143	Stocks of hay	1
144	Stocks of wheat/barley straw	10
145	Stocks of oat straw	10
146	Total hay and straw (tons)	21
	Vegetables for human consumption (see 24 above)	
87	Sprouts	1.75
88	Cabbage - remaining spring	1
89	Cabbage - summer	0.5
90	Cabbage - autumn	1.25
91	Cabbage - winter	1.25
92	Savoys - autumn	0.25
93	Savoys - winter	0.5
94	Kale, sprouting broccoli	0.5
95	Cauliflower, broccoli headings	1
96	Carrots	0.5
98	Turnips and swedes	1
99	Beetroot	0.5
100	Onions	0.25
102	Beans - runner and french	5.75
103	Peas - green for market	4.25
108	Lettuce	1
110	Tomatoes in open	1
111	Other vegetables in the open not named	1.75
114	Hardy nursery stock	4.25
116	Other flowers not under glass	1.75
117	Total (= row 24)	30
	Orchards	
118	Apples - desert	13.5

119	Apples - cooking	25.5	
121	Pears	4.75	
122	Cherries	8.75	
123	Plums	10	
124	Others	3.75	
125	Total	66.25	
	Small Fruit		
126	Strawberries	1	
127	Raspberries	3	
128	Blackcurrants	3.25	
129	Red/white currants	0.75	
130	Gooseberries	1.25	
132	Total soft fruit	9.25	
	Holdings		Total Acres
	Under 5 acres	29	74.75
	5 - 9¾ acres	7	41.75
	15 - 19¾ acres	4	67.25
	25 - 29¾ acres	1	75
	75 - 99¾ acres	1	285.5
	Total	42	
	Holdings solely of rough grazing		
	under 5 acres	1	3
	Total	1	3

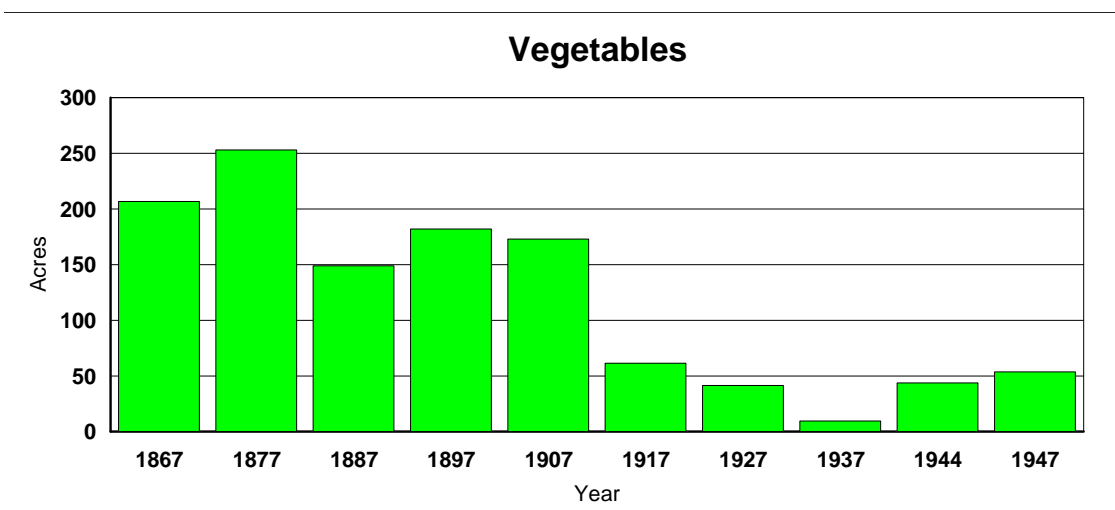
Figures for crops are in acres

Trends 1867 - 1947

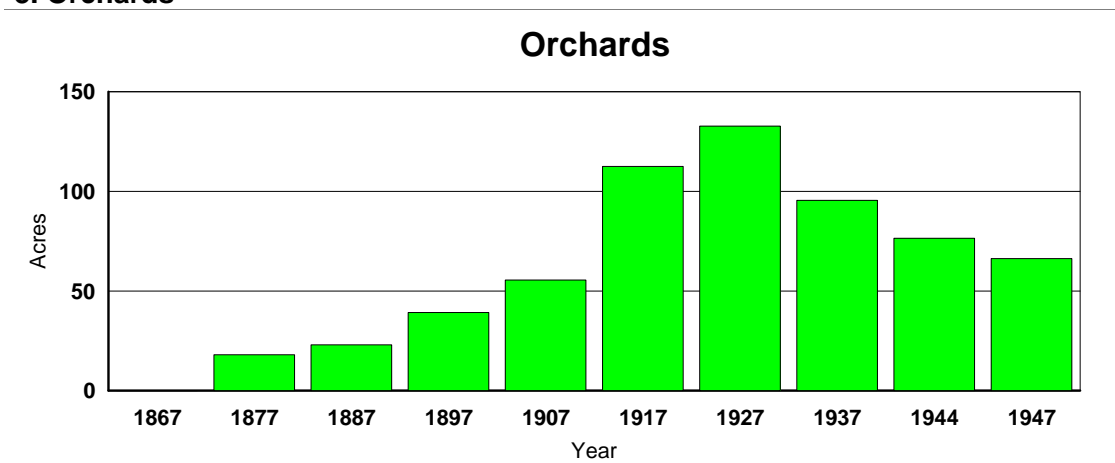
1. Arable



2. Vegetables (Human Consumption & Fodder)

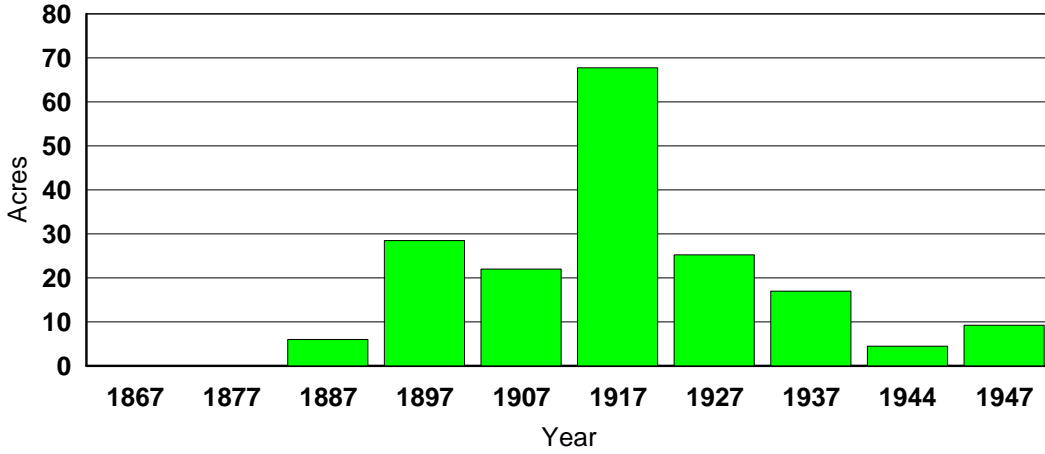


3. Orchards



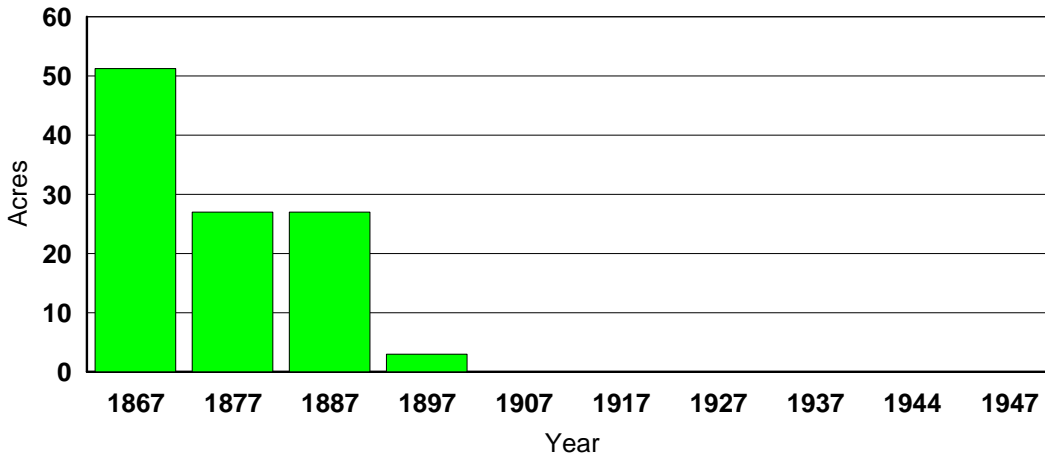
4. Small Fruit

Small Fruit



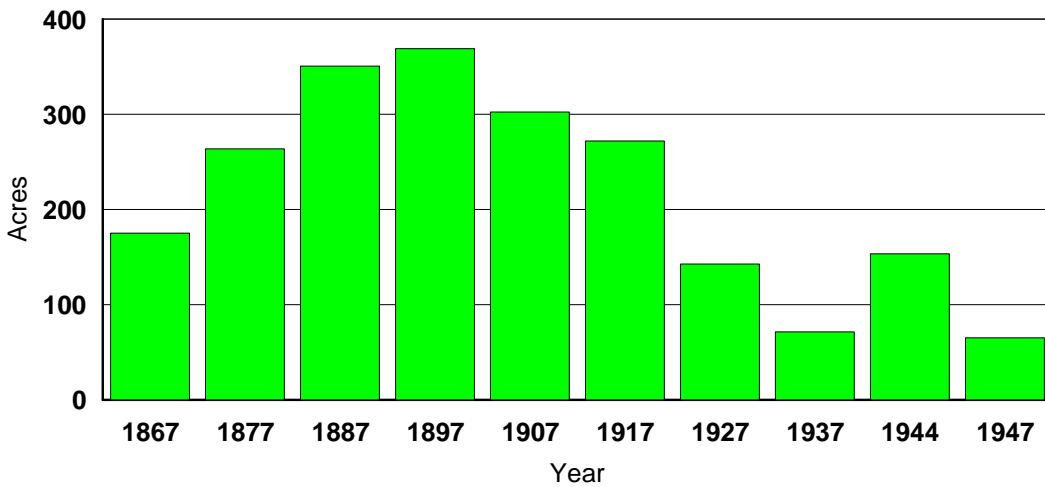
5. Hops

Hops

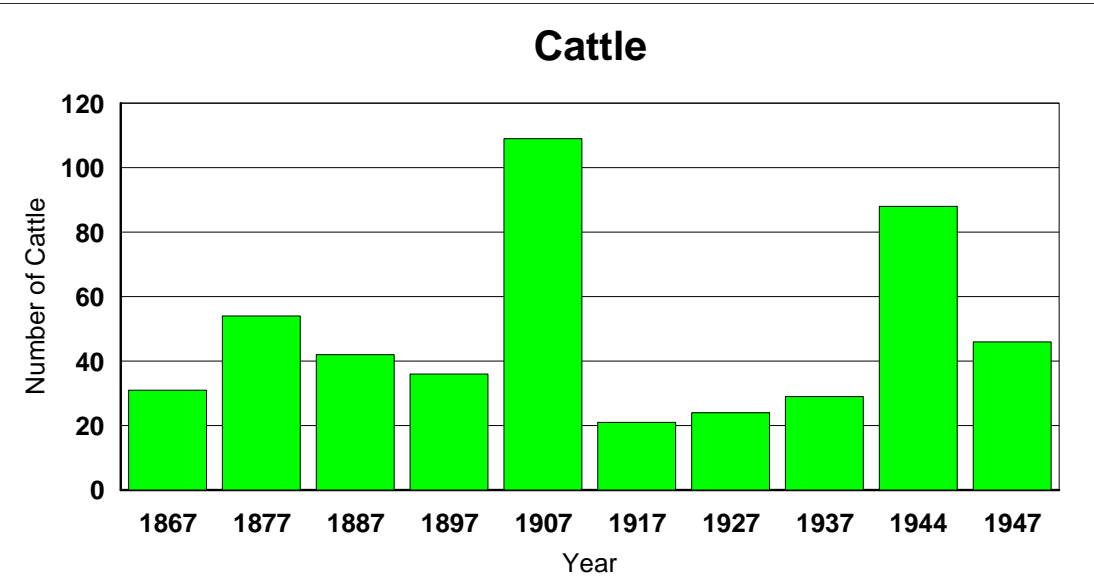


6. Grass (permanent and temporary)

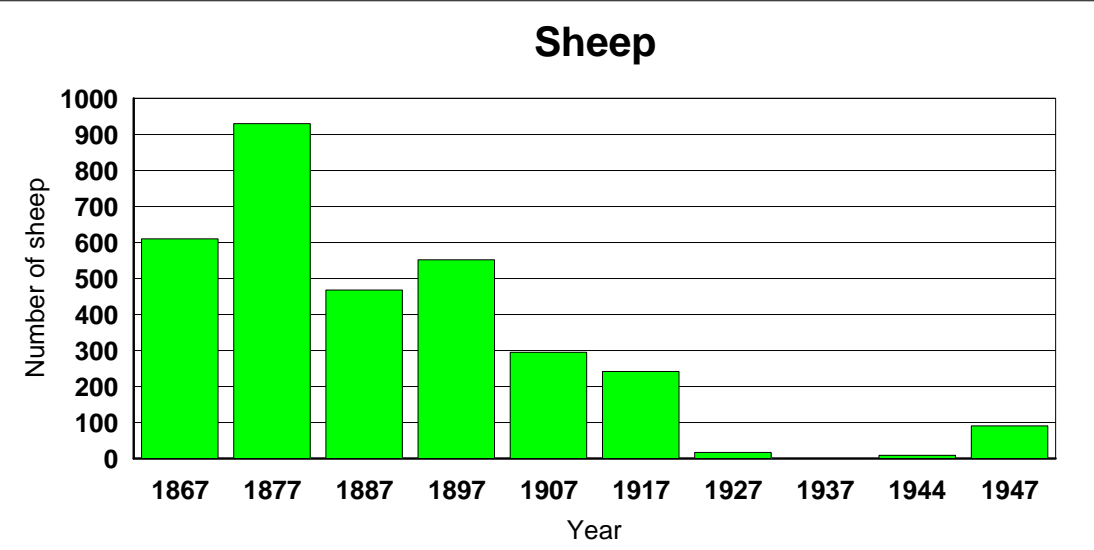
Grassland



7. Cattle



8. Sheep



9. Pigs

